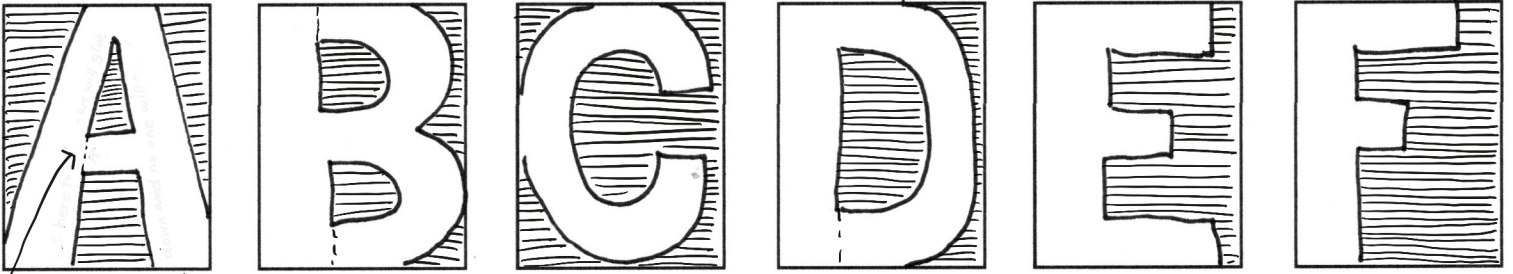
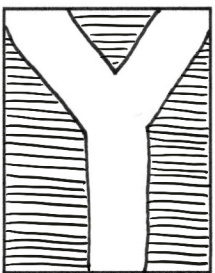
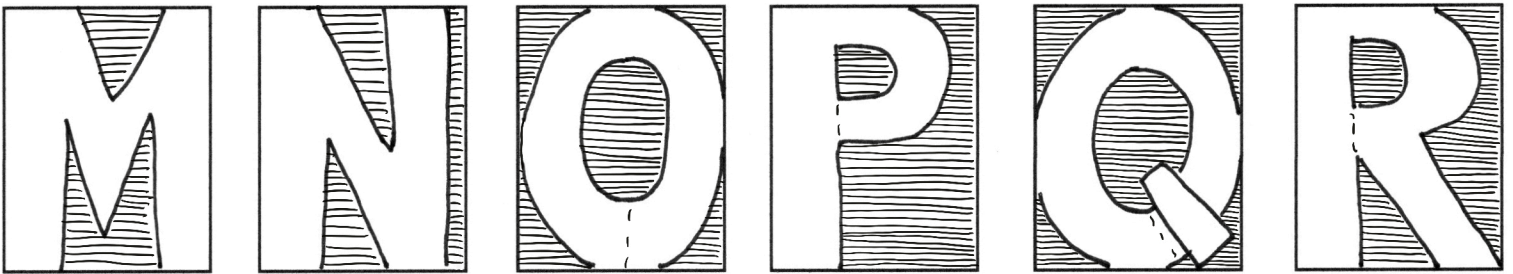
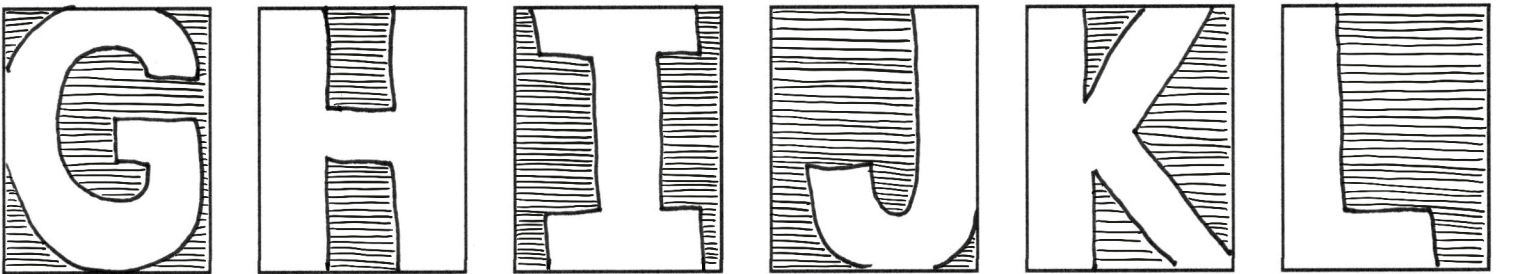


CUT PAPER ALPHABET GUIDE, with ALL CAPITALS, using a rectangle to start. (But please know that every letter does NOT have to occupy the same sized space.) Use your eyes and scissors to cut the letters: resist pencil pre-sketching! Experiment! You will amaze yourself with what you can cut!

↓ cut away ↘



cut here to enter top - we will glue down later!



S is the hardest!
 ↙ Try cutting two keyholes out of a rectangle, then trim curves.

B ↙ Instead of cutting OUT interior shapes, you can ADD contrasting color on top.

K ↙ Some letters can take less space than full rectangle. Mix it up!

W ↙ You can use upside-down M for a W if that is easier!

Throw in lower case letters sometimes.